

Code
45

SYLLABUS
FOR
ITI PATTERN STATE LEVEL
CUTTING AND TAILORING

SYLLABUS FOR CUTTING AND TAILORING TRADE

ELIGIBILITY QUALIFICATION:

- * Candidate should be Visually Impaired/Orthopaedically Handicapped/Hearing Handicapped/any category.
- * Std 8th pass in 10+2 system.
- * Std 7th pass from any School/Deaf-Dumb School is to be consider for deaf-dumb candidate.

DURATION OF TRAINING	One Year	
IN TAKE CAPACITY	Ten	
TEACHING SCHEME FOR ONE WEEK	Theory	10 hrs.
	Practical	28 hrs.
	Extra curricular activities	4 hrs.
	Total	42 hrs.
EXAMINATION SCHEME	Practical	300 Marks
	Trade Theory	100 Marks
	Total	400 Marks

- * Visually Impaired should be given 30 minutes more than the prescribed time and writer should be provided during examination.
- * For Deaf-Dumb students theory examination should be given objective type only.

SYLLABUS FOR THE LIST OF CUTTING AND TAILORING TRADE

Week	Theory	Practical
1	Introduction to trade, its utility scope and prospects - of advancement.	Introduction of equipment. Drafting and Chart
2	do	Introduction of equipment and tools: - Marking, Measuring and Cutting
3	Equipment & Tools (1) Machinery and equipment sewing machines, overlocking machines, zig zag machines, Straight knife cutting machines, button Hole machines etc.	Introduction of Parts of Sewing Machine
4	Introduction of Pressing Equipment	Cleaning and Oiling of machines
5	Introduction of Machine & Cleaning of Different Parts	do
6	Need of Sewing Machine, Difficulties in Sewing and its Prevention.	Different kinds of stitches
7	Arrangement of different parts of machine and their rules.	use of needle, bobbin and cloth sewing
8	Knowledge of fabrics, trimngs and accessories used and accessories. their availability in the market.	Introduction of fabrics and
9	Study of human body, eight head theory.	Introduction of zig-zag and Overlook Machines.
10	Measurement techniques, standard measurement charts for children, ladies, gents, etc.	Measurement techniques.
11	Human figures-types.	Different measurement charts
12	Different kinds of darts, pleats and tucks	Sample of darts and pleats
13	Trade terminology.	Stitches of gathering, smoking, honey comb.
14	Drafting.	do

Week	Theory	Practical
15	Paper pattern cutting.	Cloths and Paper Cutting
16	Handling and preparing different fabrics according to their types.	Sample of Pillo Covers
17	Method of cutting garments and stitching.	Cutting & sticking of Different Petticoats
18	Estimate for garments of different sizes : (a) Cloth in different widths, (b) Trimming, and (c) Accessories.	Cutting & Stitching of knicker, Half Pent & Different Collars
19	Trial of a garment : (a) Setting up to a trial room, (b) Trial of the garments, and (c) Making and alteration.	————do————
20	Finishing of garments : (a) Cutting, (b) Removal of stains mending etc., (c) Pressing, (d) Folding and (e) Packing.	————do————
21	Elements of costing : (a) Cost of material (b) Cost of stitching (c) Overhead expenses.	————do————
22	Drawing and colouring : Related Theory : (a) Type and characterise of lines (b) Type of forms and its applications	Finishing of stitching.
23	Kinds of designs Principles of making the design	————do————
24	Colours-its types and characteristic Kinds of colour schemes.	————do————
25	(a) Lines, forms and stitches (b) Drawing of stitches with pencil	Stitching of Different Yolke, pocket and skirts
26	Lettering and monogram, (a) Lettering and monogram (b) Geometrical design (c) Drawing and painting of different types of designs.	Geometrical design& sample of frocks

Week	Theory	Practical
27	Allied Trade : (a) Elementary theoretical knowledge related to embroidery. (b) Practical-simple designs.	Drawing and painting of different types of design. - Sample night gown and Blouse.
28	do	1 Practice of hand stitched used in Tailoring, such as, Basting, Running, Over casting, Half back stitch, Herring bone, Backstitch, Padding or quilting, Fine stitch, Marking, Tacking, etc.
29	A different kinds of sewing cloths.	2 Practice of making Hems : Straight, circular, faced decorative & banded hems, etc. ..
30	Method of Press : -Kinds of Iron	3 Practice of seams : Single, Flat, double stitched flat, double stitched flat, french & piped seams, etc.
31	Kinds of Cloths : - Observation - Dummy - Trial Fitting	4 Practice of seam finished, pressedopen, overcast, self bound, biasbounded and picked edges, etc.
32	Alteration of cloths	5 Practice of tucks, pin, corded, graduated, cross tucks, etc.
33	Costing of Ready-made Garments	6 Making pleats, knife, box, inverted etc.
34	Selection of cloths - Age rise - Colour	7 Types of darts-half, full, slash, pivot, fish dart, etc.
35	Monogram	8 Practice of Button holes : Worked button holes, for shirt,
36	Revision	9 Practice of comers-turned, trimmed, banded etc.
37	do	10 Practice of making pockets in garments, such as : straight, slanting, self curved and patch pockets, single and double bone one piece, two pieces, etc.
38	do	11 Cutting Bias strips and joining. practice of binding edges straight with flap.
39	do	12 Practice of setting gathers, smocking on gathers sheering on gathers.

Week	Theory	Practical
40	do	13 Practice of making collars and cuffs with stuffings and trimming, etc.
41	do	14 Practice of Drafting on millon cloth and patterns drafting of bodies blocks (upper body of lower body) for men's, ladies and children (all sizes) with the help of measurement chart.
42	Re-vision	Cutting & Stitching of the following Garments:

- (i) Saree falls
- (ii) Pillow cover with bias border
- (iii) Petticoats (4 and 8 Pieces)
- (iv) Blouse Ladies (2 Nos) Plain Cholicut
- (v) Lady's suit (according to fashion) and Nighty
- (vi) Body set (Yoke Frock with smocking and simple Jangia)
- (vii) Boy's Night suit
- (viii) Boy's shirt half and full sleeve
- (ix) Gents Kurta, Pyjama :
 - (a) Kalidar Kurta
 - (b) Pent cut Pyjama
 - (c) Nehru Kurta
 - (d) Churidar Pyjama
 - (e) Gent's shirt
 - (f) Aligarh Pyjama
- (xi) CHILDREN GARMENTS :
 - (a) Baby's set (Yoke Frock with smocking & Simple Jangia)
 - (b) Skirt and Top
 - (c) Jeans
 - (d) Frocks
 - (e) Slacks
 - (f) Chemize (Baby Body Cut)
 - (g) Boy's Night suit
 - (h) Boy's Shirt

LIST OF MACHINERY, TOOLS EQUIPMENT CUTTING & TAILORING TRADE

Sr. No.	Name of Articles	Qty.
1	Zig Zag Machine	1 Nos.
2	Button hole machine (if possible)	1 Nos.
3	Button Fixing machine (if possible)	1 Nos.
4	Sewing Machines/Motorised Machines (with full shuttle)	5 Nos.
5	Double needle machine (Motorised)	1 Nos.
6	Fashion Maker Machine Motorised (if possible)	1 Nos.
7	Scissors - 8"	10 Nos.
8	Shears - 12"	1 Nos.
9	Machinists Scissors	5 Nos.
10	Picking Scissors	5 Nos.
11	Marketing wheel (tracing wheel)	10 Nos.
12	Measuring tape	10 Nos.
13	Tailors square	10 Nos.
14	Leg shaper (Arm Stick)	5 Nos.
15	French curves (set)	5 Nos.
16	Diagram square	10 Nos.
17	Fingure Thimbles	15 Nos.
18	Pattern knocker	5 Nos.
19	Dress form (dummies-lady & gents)	4 Nos.
20	Pattern Punch	2 Nos.
21	Electric Iron	2 Nos.
22	Electric Steam Press	2 Nos.
23	Hungrier	20 Nos.
24	Stand	5 Nos.
25	Needle Threader	11 Nos.
26	Over Lock Machine	1 Nos.

**LIST OF FURNITURE
CUTTING & TAILORING TRADE**




Sr. No.	Name & Articles	Qty.
1	Instructor's Table Steel	1 Nos.
2	Pattern Hanging	5 Nos.
3	Stool	10 Nos.
4	Trainees drawing Table (big)	8 Nos.
5	Cupboard	1 Nos.
6	Black Board	1 Nos.
7	Mirror with Stand (Full Size)	1 Nos.

ANNEXURE V - A
STAFF RECRUITMENT RULES
CRAFT INSTRUCTOR CUTTING & TAILORING TRADE

1. Appointment to the post of Craft Instructor shall be made by direct selection.
2. To be eligible for appointment to the post mentioned in (1) a candidate must.
 - a. be not less than 18 Years of age.
 - b. have passed the Secondary School Certificate Examination or its equivalent examination;
Posses
 - (i) National Apprenticeship Certificate in relevant trades/National Council for Vocational Trade Certificate from Industrial Training Institute in the trade of 'Dress Making' with at least two years' experience after obtaining the aforesaid trade certificate, or
 - (ii) Diploma in Costume Design and Dress Making course of 3 years' duration under Technical Examination Board pattern, or
 - (iii) Certificate in Master Tailor and Tailoring course in Womens' and Childrens' Garments (under Technical Examination Board pattern), or
 - (iv) Certificate in Tailoring and Cutting and Teacher's Training Course in Needle Craft (under Technical Examination Board pattern), or
 - (v) Certificate in Tailoring and Cutting and Tailoring Course in Womens' and Childrens' Garments (under Technical Examination Board pattern) with at least three years experience after obtaining the aforesaid certificates;
 - c. out of total experience, one year teaching experience to the visually impaired and handicapped is preferable.
 - d. knowledge of braille is preferable or appointed candidate will have to learn braille within the 6 month of the appointment date.
 - e. The candidate should posses adequate knowledge of Gujarati and Hindi.

Provided that the experience, relaxable at the discretion of competent authority in the case of schedule cast, -
-schedule Tribles, if at any stage of selection, competent from these communities possessing the requisite expe-
-rience are not likely to be available to fill up the vacancies reserved for them. And also where the appointing
-authority is satisfied that a person having an experience specified in clause 3(C) is not available for appointment
-and that it is in public interest, to fill up the post by appointment of a persons having experience for a lesser
-period, it may for reasons to be recorded in writing to appoint such persons who have experience for a period not
-less than two third of the specified period.

ANNEXURE V - B
CUTTING & TAILORING TRADE
SIGNATURE OF ALL THE EXPERT COMMITTEE MEMBER

Sr. No.	Name	Signature.
1	<p>Shri S.A. Pandav Dy. Director (Training) Department of Equipment and Training (Govt. of Gujarat) I.T.I. Hostel Building, Kubernagar, Ahmedabad - 382 340.</p>	
2	<p>Shri V.V. Joshi Principal Industrial Training Institute Kubernagar, Naroda, Ahmedabad.</p>	
3	<p>Shri R. D. Deymani Trade Testing Officer Office of the Dy. Director (Training) Kubernagar, Ahmedabad</p>	<p><i>R. Deymani</i></p>
4	<p>Smt. Sudhaben R. Shah Lecturer Costume Design & Dress Making Govt. Girls Polytechnic Navrangpura, Ahmedabad-380 009</p>	
5	<p>Shri M.K. Shivgnann Instructor Industrial Training Institute Kubernagar, Naroda, Ahmedabad.</p>	<p><i>M.K. Shivgnann</i></p>
6	<p>Ms. Tejal S. Lakhia Hon. Superintendent Blind People's Association Vastrapur, Ahmedabad - 380 015.</p>	<p><i>Tejal Lakhia</i></p>
7	<p>Shri B. I. Raval Astt. Director (Trg.) (Representative of CET) Dr. Jivraj Mehta Bhavan, Gandhinagar</p>	<p><i>B. I. Raval</i></p>