



R-177

Gujarat Council of Vocational Training
Gandhinagar



कोशलम् बलम्

1. Name of Course & Location:

Mosaic Craft
Location: Jagannath Cultural Academy &
Research Centre, Adalaj, Gandhinagar

N.C.O. No. for Skills Covered:
(Please refer National Classification of
Occupations -2004 available
on www.dget.nic.in)

Division7

Sub Division-74

2. Engineering OR Non-engineering: Non -Engineering

3. No. of students per batch: 25

4. Duration in Hours. : 350hrs

5. Duration in Month: 2 Months, (7 hrs per day) @ 42 hours/Week.

6. Examination Scheme:

No.	Name of Subject	Teaching Hours during full course.	Maximum Marks. (Excluding Sessional)	Minimum Marks required for Passing (Excluding Sessional)	Sessional Marks if any.
Subject-1	Theory	70	100	40	10
Subject-2	Practical	280	300	180	30
Subject-3					
Subject-4					
Subject-5					

7. Entry qualification for Trainee:

Minimum entry qualification (Essential):	5 th Pass 18 yrs
Desirable:	5 th Pass





Gujarat Council of Vocational Training Gandhinagar



કોશલમ્ બલમ્

8. Minimum qualification for Trainer:

Minimum qualification (Essential):	<ul style="list-style-type: none"> • Artisans with practical experience in mosaic/stones • Diploma in Fine Arts, MFA, BFA preferably with experience
Desirable:	Drawing/ Sketching/ Painting/ Stone/ Tiles

9. Syllabus Committee Member:

Sr. No.	Name	Organization	Designation	Technical Qualification	Experience in Years	Signature
1.	K. Vikram Rastogi	STC(TD) Pvt. Ltd.	President	BSC. Engineering (Mech.) M.E.(Heat Power) Dip.(German)	35 yrs.	
2.	Kishan Verma	STC(TD) Pvt. Ltd.	Manager-Technical	B.E. Civil	25 yrs	
3.	Kartikeya Tewari	STC(TD) Pvt. Ltd.	Project Manager	MBA, Master of Environment Management M.A. Economics	21 yrs	
4	Sunil Kaliha	National Institute Of Fashion Technology, Gandhinagar	Guest Faculty	Diploma in Jewellery Engineering PG in Mass Communication	10 yrs.	
5	Rajesh Mehta	North Gujarat University	Associate Professor, HOD, Institute of Architecture	B.Arch. Master In Urban Planning	22 yrs	
6	Prof. Alok Ranjan	Malviya National Institute Of Technology, Jaipur	Associate Professor	B.Arch. MURP (Hons.)	33 Yrs	
7	Ashish Sompura	Temple Archt., Ahmedabad		B.Arch.	16 Yrs	





10. Terminal Skills of trainee: (NCO-2004, skill level 2)

By the end of this course students will have the skills required to create a mosaic piece and see it through to completion. They will have a basic understanding of the requirements for exterior and interior pieces and be able to choose materials accordingly as well as know how to cut a variety of materials, prepare bases and grout.

1. Prepare backgrounds and surface areas.
2. Mix and apply cement render and semi-dry sand and cement screed.
3. Fix wall tiles, mosaic and geometric design to given specification.
4. Fix floor and cove tiles to given specification.
5. Install tile trims and movement joints to given specification.
6. Apply appropriate health, safety and personal hygiene practices to safeguard against accidents and hazards.
7. Apply good workshop practice to include set up and preparation, organization and clean up of the work area.
8. Personal health and Hygiene
 - Protective clothing; Apron, gloves and mask where necessary.
 - Hands should be thoroughly washed after working.
9. Students will learn to use electrical equipment -

11. Approximate cost of Tools / Equipments / Machinery for Starting one batch of the course:

Rupees 2.5 lacs (Indicative)
Apart from the above, other tools, equipment's and machinery as required may be purchased

Reference Year
2015-2016

12. Area required for practical / Workshop for one batch.

.....50..... Sq. Meter

13. Minimum Power connection required

.....15..... K.W.

14.1 No of items in Standard list of Machinery & Equipment:

62

14.1.1. Page No from 4 to 5.





14.2 No of items in Standard list of Shop outfit:

14.2.1. Page No from ___ to ___.

14.3 No of items in Standard list of Trainee Toll-Kit:

14.1.1. Page No from 5 to 5.

***** FOR OFFICIAL USE *****

Approved by GCVT in ~~Governing Body~~ meeting on :

Syllabus implemented w.e.f. admission session :

Revision History :
 1. Revision No..... Revision Date.
 2. Revision No..... Revision Date.
 3. Revision No..... Revision Date.

Standard List of Machinery - Equipment / Shop-outfit / or Trainee Toolkit

For Trade of - Mosaic Tile Craft

Sr. No.	Description of Item with detailed specifications	Item type i.e. Machinery / Equipment OR Shop Outfit OR Trainee Toolkit	Quantity Required per one Batch of Students	Quantity Required per one Batch of Students for Instructor	Total Quantity Required (Total of previous two columns)
1.	Mosaic Tile Nippers	5 (Equipment)		1	6
2.	Mosaic Tile Cutters	5 (Equipment)		1	6
3.	Tweezers	5 (Equipment)		1	6
4.	Angled or needle nosed pliers	5 (Equipment)		1	6
5.	Magnifying Glass	5 (Equipment)		1	6





**Gujarat Council of Vocational Training
Gandhinagar**



કૌશલ્ય વલમ્

6.	Probe	5 (Equipment)		1	6
7.	Hammer	5 (Equipment)		1	6
8.	Hot glue gun or glue spreader	5 (Equipment)		1	6
9.	Fiberglas mesh		50 meter		
10.	Mosaic Wet Saw	1 (Equipment)		1	2
11.	Compass	5 (Equipment)		1	6
12.	Dustpan and brush	5		1	6
13.	Protective glasses		25	1	26
14.	Mouth and nose filter masks		25	1	26
15.	Gloves		25	1	26
16.	Knee pads		25	1	26
17.	Pencil	1 (TTK)	25	1	26
18.	Rubber	1 (TTK)	25	1	26
19.	Sharpener	1 (TTK)	25	1	26
20.	Scale	1 (TTK)	25	1	26
21.	Drawing Book	1 (TTK)	25	1	26
22.	Bag	1 (TTK)	25	1	26
23.	Raw material/ Consumables	As per requirement			





Name of Syllabus: Mosaic Tile Craft

Terminal Competency:

Theory	Practical
<p>Weekly course curriculum (indicative)</p> <ol style="list-style-type: none"> 1. Work with a limited range of mosaic making materials to explore aesthetic aspects of a variety of the craft using appropriate language. 2. Describe the basic principles for creating a mosaic 3. Describe a range of design options and preferred solutions to an idea or theme of interest to include gathering evidence of other craftspeople's practice. 4. Use a range of mosaic tools and equipment correctly to include appropriate terminology. 	<p>Collection of Work the learner should present a piece of work that demonstrates understanding of a limited range of mosaic making materials using appropriate language</p> <p>2. Collection of Work the learner should present a piece of work that demonstrates knowledge and understanding of the basic principles for creating mosaic</p> <p>3. Collection of Work the learner should present a piece of work that demonstrates a range of design options and preferred solutions to an idea or theme of interest to include gathering evidence of other craftspeople's practice</p>
<ol style="list-style-type: none"> 5. Use a range of mosaic processes on materials to include experimenting with a range of cutting techniques, joining, shaping, manipulating, finishing, rendering and decorating as appropriate. 6. Make a range of mosaics to include selecting appropriate materials, equipment and processes and paying attention to costs. 	<p>4. Skills Demonstration evidence that the learner has demonstrated during this module the use of a range of mosaic tools and equipment correctly to include appropriate terminology</p> <p>5. Skills Demonstration- Evidence that the learner has created during this module a range of mosaics that use a range of mosaic processes and materials to include experimenting with a range of cutting techniques, joining, shaping, manipulating, finishing, rendering and decorating appropriate to mosaic</p>



7. Display completed mosaics with supporting research and design work
8. Apply good workshop practice to include set up and preparation, organization and cleanup of the work area
9. Apply appropriate health, safety and personal hygiene practices to safeguard against accidents and hazards
10. Demonstrate the application of communications, team working and quality awareness while working in a craft environment.

6. Collection of Work
the learner should make a range of mosaics and present back up material that demonstrates understanding of the selection of appropriate materials, equipment used and processes and cost

7. Collection of Work
the learner should display completed mosaics with evidence of supporting research and design work

8. Skills Demonstration
the learner has demonstrated during this module the application of good workshop practice during this module to include set up and preparation, organization and cleanup of the work area

9. Skills Demonstration
the learner has demonstrated during this module the application of appropriate health, safety and personal hygiene practices during this module to include safeguarding against accidents and hazards

10. Skills Demonstration

The learner has demonstrated during this module the application of appropriate communications, team working and quality awareness while working in a craft environment.

Tile Mosaic Project

Unit Goal: Students will complete a tile mosaic.

Outcome-Based Objectives:





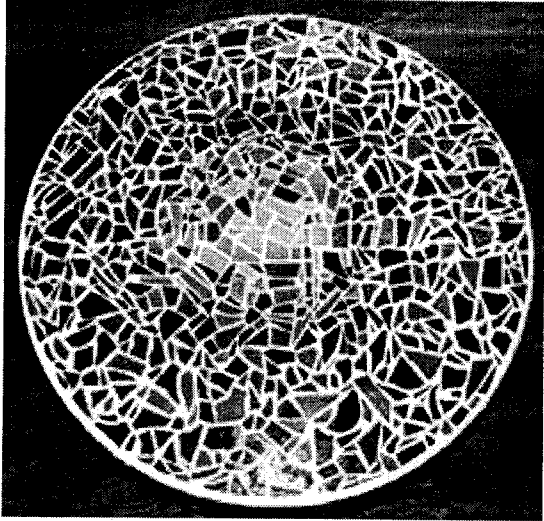
1. Design a pattern for mosaic.
2. Develop a color scheme.
3. Complete a paper mosaic
4. Create a tile mosaic.

Signature: _____

[Handwritten Signature]



Items which shall be prepared by the students





Name of Syllabus: Mosaic Craft

Terminal Competency:

S. No.	Week	Theory	Practical
1	1	Basic principles for creating a mosaic	Work with a limited range of mosaic making materials
2	2	Cutting techniques, joining, shaping, manipulating, finishing	Use a range of mosaic tools and equipment correctly
3	3	Set up and preparation	Setting up of work area
4	4	Health, safety and personal hygiene	Precautions to be taken for health and safety of persons
5	5	Basic Designs	Design a pattern for mosaic
6	6	Basic Designs	Develop a color scheme
7	7	Project Work	Project Work
8	8	Examination & Jury	Examination & Jury

Signature:

Dr. Arji