



Gujarat Council of Vocational Training
Gandhinagar



कौशलम् बलम्

1. Name of Course & Location:

Marble Painting
Location: Jagannath Cultural Academy & Research Centre, Adalaj, Gandhinagar

N.C.O. No. for Skills Covered:
(Please refer National Classification of Occupations -2004 available on www.dget.nic.in)

Division-7

Sub Division-73

2. Engineering OR Non-engineering: Non -Engineering

3. No. of students per batch: 25

4. Duration in Hours. : 350 hrs

5. Duration in Month: 2 @ 42 hours/Week (7 hrs. per day)


6. Examination Scheme:

No.	Name of Subject	Teaching Hours during full course.	Maximum Marks. (Excluding Sessional)	Minimum Marks required for Passing (Excluding Sessional).	Sessional Marks if any.
Subject-1	Theory	70	100	40	10
Subject-2	Practical	280	300	180	30
Subject-3					
Subject-4					
Subject-5					

7. Entry qualification for Trainee:

Minimum entry qualification (Essential):	8 th Class, 18 yrs
Desirable:	Drawing/ Sketching







Gujarat Council of Vocational Training Gandhinagar



કોશલમ્ બલમ્

8. Minimum qualification for Trainer:

Minimum qualification (Essential):	<ul style="list-style-type: none"> Artisans, Drawing teachers/ equivalent having 5-10 yrs. Experience or Diploma in Fine Arts, MFA, BFA preferably with experience
Desirable:	Drawing/ Sketching/ Stone / Tile painting

9. Syllabus Committee Member:

Sr. No.	Name	Organization	Designation	Technical Qualification	Experience in Years	Signature
1.	K. Vikram Rastogi	STC(TD) Pvt. Ltd.	President	BSC. Engineering (Mech.) M.E. (Heat Power) Dip. (German)	35 yrs.	
2.	Kishan Verma	STC(TD) Pvt. Ltd.	Manager-Technical	B. E. Civil	25 yrs	
3.	Kartikeya Tewari	STC(TD) Pvt. Ltd.	Project Manager	MBA, Master of Environment Management M. A. Economics	21 yrs	
4.	Sunil Kaliha	National Institute Of Fashion Technology, Gandhinagar	Guest Faculty	Diploma in Jewellery Engineering PG in Mass Communication	10 yrs	
5.	Rajesh Mehta	North Gujarat University	Associate Professor, HOD, Institute of Architecture	B. Arch. Master in Urban Planning	22 yrs.	
6.	Prof. Alok Ranjan	Malviya National Institute of Technology, Jaipur	Associate Professor	B. Arch. MURP (Hons)		
7.	Ashish Sompura	Temple Architect, Ahmedabad	Temple Archt.	B. Arch.	16 yrs	





Gujarat Council of Vocational Training
Gandhinagar



1. Name of Course & Location:

Marble Painting, Jagannath Cultural Academy & Research Centre, Adalaj, Gandhinagar

N.C.O. No. for Skills Covered:
(Please refer National Classification of Occupations -2004 available on www.dget.nic.in)

Division-7

Sub Division-73

2. Engineering OR Non-engineering: Non-Engineering

3. No. of students per batch: 25

4. Duration in Hours. : 350 hrs

9

5. Duration in Month: 2 @ 42 hours/Week (7 hrs. per day)

6. Examination Scheme:

No.	Name of Subject	Teaching Hours during full course.	Maximum Marks. (Excluding Sessional)	Minimum Marks required for Passing (Excluding Sessional).	Sessional Marks if any.
Subject-1	Theory	20	100	40	10
Subject-2	Practical	80	300	180	30
Subject-3		9			
Subject-4					
Subject-5					

7. Entry qualification for Trainee:

Minimum entry qualification (Essential):	5 th Class, 14yrs
Desirable:	Drawing / Sketching



10. Terminal Skills of trainee: (NCO-2004, skill level 2)

The objective of the Painting Department is to educate students so they can succeed as professionals in their chosen field. The Painting program encourages imagination and creativity through skills-based training and aesthetic understanding. The critical and aesthetic understanding of painting and drawing is the foundation for a distinct artistic vision.

1. Apply a foundation of information and skill-based training.
2. Demonstrate proficiency in the methods and materials of painting's various disciplines and media.
3. Develop a wide-ranging critical and aesthetic understanding of painting.
4. Write and speak about painting, one's own development and body of work.
5. Develop a body of work that represents personal vision.
6. Work independently and have the working habits of an independent artist.
7. Apply the principles necessary for being a working professional painter.

11. Approximate cost of Tools / Equipments / Machinery for Starting one batch of the course:

Rs. 1 Lac (indicative). Apart from the above, other tools, equipment's and machinery as required may be purchased

Reference Year
2015- 2016

12. Area required for practical / Workshop for one batch.

.....50..... Sq. Meter

13. Minimum Power connection required

..... K.W.

14.1 No of items in Standard list of Machinery:

14.1.1. Page No from ___ to ___.

14.2 No of items in Standard list of Shop outfit:

Material/Tools as per list

14.2.1. Page No from 5 to 5.





14.3 No of items in Standard list of Trainee Toll-Kit:

26X6

14.3.1. Page No from 5 to 6.

***** FOR OFFICIAL USE *****

Approved by GCVT in Governing Body meeting on :

10-7-2015

Syllabus implemented w.e.f. admission session :

Next session

Revision History :

1. Revision No..... Revision Date.
2. Revision No..... Revision Date.
3. Revision No..... Revision Date.



Standard List of Machinery - Equipment / Shop-outfit / or Trainee Toolkit
For Trade of Marble Painting

Sr. No.	Description of Item with detailed specifications	Item type i.e. Machinery / Equipment OR Shop Outfit OR Trainee Toolkit	Quantity Required per one Batch of Students	Quantity Required per one Batch of Students for Instructor	Total Quantity Required (Total of previous two columns)
1.	Materials Acrylic craft paints	2 liter packing (set)			2 liters
2.	Latex paint	2 liter			2 Liters
3.	Primer	5 liter			5 Liters
4.	Mixing plate		5	1	6
5.	Plastic plate		5	1	6
6.	Drawing sheets/Canvas	As required			
7.	Tools Artist's brush		5 set	1 set	6 sets
8.	Sandpaper		5 set	1 set	6 sets
9.	Medium-grit		5 set	1 set	6sets
10.	Sea sponges		10.set	1 set	11 sets
11.	Paper towels		10 set		10 sets
12.	Tack cloth	10 meters			10 meters
13.	Marble Tiles	500 Tiles of various size			500 Tiles
14.	Aerosol Spray	5 Bottles			5 Bottles
15.	Clear Varnish	5 Liters			5 Liters
16.	Fevicol	5 Liters			5 Liters



17	Pencil	1	25	1	26
18	Rubber	1	25	1	26
19	Sharpener	1	25	1	26
20	Scale	1	25	1	26
21	Drawing Book	1	25	1	26
22	Bag	1	25	1	26

**GUJARAT COUNCIL OF VOCATIONAL TRAINING
GANDHINAGAR**

Name of Syllabus: Marble ~~The~~ Painting

Terminal Competency:

Theory	Practical
<p>Course Curriculum (Indicative)</p> <ol style="list-style-type: none"> In painting specialization the students will be learning subjects like drawing from life, anatomy drawing, head study, still life painting, pictorial composition, drawing from antique, cast and figure. They will be specializing the techniques like charcoal, pastel, water colour, oil colour, acrylic colour, poster colour. It is indented that the students are exposed to all schools, traditions, techniques and media of painting practiced from the early to the modern times. 	<ul style="list-style-type: none"> Students will be capable in the use of media such as watercolor, pencil and pastel and will reveal through their works a sense of competence in an assortment of painting modes including the human figure, still life, portrait, and landscape They would also be introduced to the basic techniques of print making like taking impression from various materials around us like sponge, marble printing. Practical



4. The extended study will be portraiture, creative composition and life study.
5. Along with these above studies Aesthetics and History of Art, Indian and western will be thought through which the student gains the knowledge and the significance of making an Art work.
6. The course would seek to cultivate in the student, an individual personality and professional responsibility.
7. In the foundation course the students will be introduced to all the subjects of the specialization; applied art, painting, sculpture,
8. Students will display a detailed comprehension through composition, expression, and the use of a visual vocabulary, by learning sketching, anatomy, life study, cast & figure, freehand drawing and the part they play in expressing sensibility and exuberance.

Step 1 - Cleaning the Tiles

Students will be taught how to fill bucket with warm water. Add about three squirts of liquid detergent to the water. Combine the solution until it is soapy. Immerse a sponge into the warm, soapy water. Squeeze out any excess liquid. Use the sponge to remove any dirt and residue from the tiles. Rinse the floor with clear water. Allow the tiles enough time to dry completely.

Step 2 - Sanding the Tiles

Students will be taught how to use sandpaper to roughen the tile area. Be sure to use fine grit sandpaper. Use circular movements while work.

Step 3 - Priming the Tiles

Students will be taught how to use paintbrush to apply oil based primer to the tiles. Read the instructions provided by the manufacturer of the primer before starting. Cover the entire floor area. Allow the primer enough time to dry completely. Apply a second coat of primer to the tiles. Allow the second layer to dry thoroughly.

Step 4 - Painting the Tiles

Students will use paintbrush to apply oil based paint on the tiles. Paint one tile at a time. Be sure to fill any crevices in the flooring. Allow the paint enough time to dry completely.

Step 5 - Protecting the Tiles

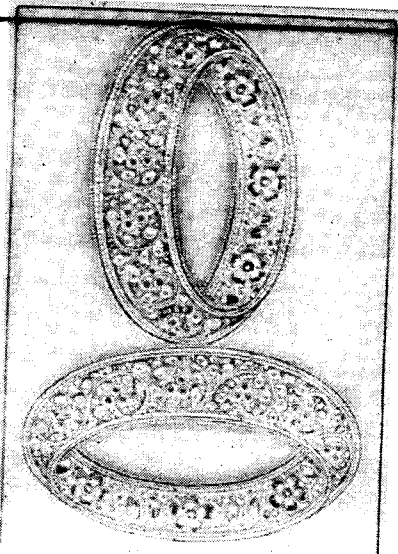

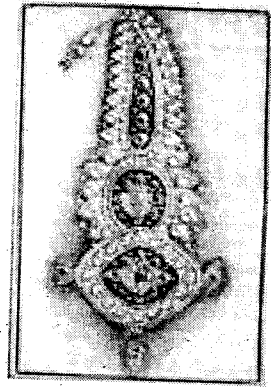
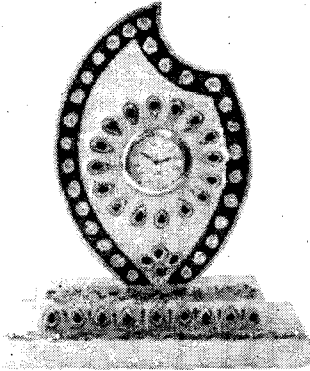


Protect your paint application with a layer of urethane. Be sure the room is well ventilated.

Signature:

Dr. [Signature]



Items which shall be prepared by the students





Name of Syllabus: Marble ~~Painting~~ Painting
Terminal Competency:

S. No.	Week	Theory	Practical
1	1	Basics of Marble along with its properties	Physically understanding each and every item and its usage
2	2	Cleaning & Sanding the Tiles	Practical on cleaning and sanding of the tiles before priming
3	3	Priming the Tiles	Practical on Tiles Priming
4	4	Painting the Tiles	Practical on tiles painting
5	5	Protecting the Tiles	Practical on maintenance and protecting the tile
6	6	Use of media	Practical on usage of different media
7	7	Project Work	Project Work
8	8	Examination & Jury	Examination & Jury

Signature:

B. V. Stoj

