



1. Name of Course:

CERTIFICATE IN PEARL NECKLACE MAKING

N.C.O. No. for skills covered:

7313.30

7313.45

7313.50

2. Engineering OR Non-engineering : Non-Engineering

3. No. of students per batch : 30

4. Duration in Hours : 450 HOURS

5. Duration in Month: 2.75 MONTHS(11 week) @ 42 hours/Week.

6. Examination Scheme:

No.	Name of Subject	Teaching Hours during full course	Maximum Marks. (Excluding Sessional).	Minimum Marks required for Passing (Excluding Sessional).	Sessional Marks if any
Subject-1	Theory	125	100	40	
Subject-2	Practical	325	100	60	

7. Entry qualification for Trainee:

Minimum entry qualification (Essential):	5 TH PASS
Desirable:	8 TH PASS

8. Minimum qualification for Trainer:

Minimum qualification(Essential):	12 TH PASS with 3 years Experience in Pearl Making.
Desirable:	DIPLOMA IN PEARL MAKING JEWELLERY.






9. Syllabus Committee Member:

Sr. No.	Name	Organization	Designation	Technical Qualification	Experience in Years	Signature
1.	V V JOSHI	INDUSTRIAL TRAINING INSTITUTE BILIMORA	PRINCIPAL	B.E. MECHANICAL	28 YEARS	
2.	PARESH PATEL	SEMPRE INTERNATIONAL PLOTNO.162- 164 GIDC,KABILPORE NAVSARI	PROPRIOTER	FULL KNOWLEDGE OF MAKING JEWELLERY	30 YEARS	
3.	SUNNY PATEL	SIONA ENTERPRISE CHHAPRA ROAD, NAVSARI	PROPRIOTER	MBA + KNOW HOW MAKING JEWELLARY	5 YEARS	
4.	RIDHISH SHAH	KIRAN DIAMONDS AT- S.E.Z. SACHIN DI: SURAT	MANAGER	JEWELLERY DESIGN & DIAMONDS MAKING	7 YEARS	
5.	R. D. TANDEL	INDUSTRIAL TRAINING INSTITUTE BILIMORA	ASSISTANT APPRENTICESHIP ADVISOR(Jr.)	DIPLOMA ELECTRICAL ENGINEERING	34 YEARS	

10. Terminal Skills of trainee:

The trainee, after successful completion of training, will have following skills...

1. THIS SKILL CAN CREATE HIS/HER OWN ART WORK OF DESIGN.
2. THIS SKILL CAN START SMALL BUSINESS FOR HIM/HER.
3. THIS SKILL CAN BECOME A DESIGNER TO MAKE ANY PRODUCTS IN PEARL. THAT IS JEWELLERY SHOW PIECE PHOTO FRAME etc.
4. PEARL PRODUCT HAS BEEN IN MARKET FROM THOUSANDS OF YEARS AND IT WILL REMAIN FOR PERMANENT . SO HAVING THIS SKILL CAN MAKE GOOD LIVING FOR HER/HIM.





11. Approximate cost of Tools / Equipments / Machinery for Starting one batch of the course:

Rupees
3.5 LACS

Reference Year
2015

12. Area required for practical / Workshop for one batch.

...15..... Sq. Meter

13. Minimum Power connection required

.....4..... K.W.

14.1. No. of items in Standard list of Machinery:

14.1.1. Page NO from 4 to 4.

3 ITEMS

14.2 No. of items in Standard list of Shop Outfit :

14.2.1. Page NO from 4 to 4

NIL

14.3 No of items in Standard list of Trainee Toll-Kit:

14.1.1. Page NO from 4 to 4.

7 ITEMS

***** FOR OFFICIAL USE *****

Approved by GCVT in Governing Body meeting on

: 2-11-2015


Syllabus implemented w.e.f. admission session

: next session

Revision History : 1. Revision No.....Revision Date.

2 . Revision No.....Revision Date.

3. Revision No.....Revision Date.





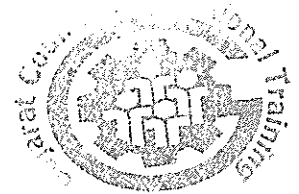
Gujarat Council of Vocational Training, Gandhinagar



Standard List of Machinery – Equipment / Shop-outfit / or Trainee Toolkit

or Trade of CERTIFICATE IN PEARL NECKLACE MAKING

Sr. No.	Description of Item with detailed specifications	Item type i.e. Machinery/ Equipment OR Shop Outfit OR Trainee Toolkit	Quantity Required per one Batch of Students	Quantity Required per batch of Students for Instructor	Total Quantity Required (Total of previous two columns)
1.	BUCKET	Trainee Toolkit	6	0	6
2.	PLIER	Trainee Toolkit	30	1	31
3.	ROUND 12 MM,METAL 12 MM,THICK SIZE 12"	Trainee Toolkit	2	0	2
4.	ROUND 12 MM,METAL 12 MM,THICK SIZE 15"	Trainee Toolkit	2	0	2
5.	ROUND 12 MM,METAL 12 MM,THICK SIZE 20"	Trainee Toolkit	2	0	2
6.	ROUND 12 MM,METAL 12 MM,THICK SIZE 24"	Trainee Toolkit	2	0	2
7.	ROUND 12 MM,METAL 12 MM,THICK SIZE 24"	Trainee Toolkit	2	0	2
8.	RECTIFIER	Machinery	1	0	1
9.	TABLE 5*3*3 ft	Equipment	3	1	4
10.	CHAIR	Equipment	30	1	31





GUJARAT COUNCIL OF VOCATIONAL TRAINING
GANDHINAGAR

Name of Syllabus: CERTIFICATE IN PEARL NECKLACE MAKING

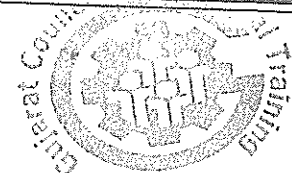
Sector: GEMS AND JEWELLERY

Terminal Competency:

Theory	Practical
<ol style="list-style-type: none"> 1. LEARN ABOUT SIZE OF PEARL. 2. HOW TO DIE (COLOR) PLASTIC BEADS , PEARLS, GLASS. 3. MEASUREMENT OF DIE MIXING. 4. HOW TO MAKE 2/3/4/5 SHADE OF COLOUR IN ONE BEADS, GLASS AND PEARL. 5. WHAT TYPE OF STRING REQUIRE FOR DIFFERENT DESIGNS OF PEARL GLASS BEADS. 6. HOW TO CREATE DESIGN WHICH LOOK LIKE REAL PEARL JEWELLERY. 	<ol style="list-style-type: none"> 1. USE VANIEEN FOR MEASUREMENT. 2. MIX COLOUR ADDING DIE. 3. HOW TO MAKE HARDNESS COLOUR FOR DIFFERENT BEADS FOR GLASS AND PEARL. 4. SINGLE COLOUR BEADS 2,3,4,5 SHADE COLOUR BEAD, GLASS, PEARL. 5. AFTER MAKING PRODUCTS LEARN FULL TEST FOR STRENGTH OF PRODUCTS. 6. HOW TO SOURCE DESIGNS FOR PRODUCTS.

Signature of Syllabus Committee Member:

Sr. No.	Name	Organization	Designation	Signature
1.	V V JOSHI	INDUSTRIAL TRAINING INSTITUTE BILIMORA	PRINCIPAL	
2.	PARESH PATEL	SEMPRE INTERNATIONAL PLOTNO.162- 164 GIDC, KABILPORE NAVSARI	PROPRIOTER	
3.	SUNNY PATEL	SIONA ENTERPRISE CHHAPRA ROAD, NAVSARI	PROPRIOTER	
4.	RIDHISH SHAH	KIRAN DIAMONDS AT- S.E.Z. SACHIN DI: SURAT	MANAGER	
5.	R. D. TANDEL	INDUSTRIAL TRAINING INSTITUTE BILIMORA	ASSISTANT APPRENTICESHIP ADVISOR (Jr.)	



[Illegible text]

[Illegible text]

