



1. Name of Course:

CERTIFICATE IN DIAMOND (STONE) SETTING

N.C.O. No. for skills covered:

7313.30

7313.90

2. Engineering OR Non-engineering : Non-Engineering

3. No. of students per batch: 30

4. Duration in Hours: 600

5. Duration in Month: 3.75 MONTHS(15 week) @ 42 hours/Week.

6. Examination Scheme:


No.	Name of Subject	Teaching Hours during full course	Maximum Marks. (Excluding Sessional).	Minimum Marks required for Passing (Excluding Sessional).	Sessional Marks if any
Subject-1	Theory	150	100	40	
Subject-2	Practical	450	100	60	

7. Entry qualification for Trainee:

Minimum entry qualification (Essential):	8 th pass
Desirable:	S.S.C. Pass

8. Minimum qualification for Trainer:

Minimum qualification(Essential):	H.S.C pass or certificate in jewellery designing course from govt approved institute with three year practical experience.
Desirable:	Diploma in jewellery designing






9. Syllabus Committee Member:

Sr. No.	Name	Organization	Designation	Technical Qualification	Experience in Years	Signature
1.	V V JOSHI	INDUSTRIAL TRAINING INSTITUTE BILIMORA	PRINCIPAL	B.E. MECHANICAL	28 YEARS	
2.	PARESH PATEL	SEMPRE INTERNATIONAL PLOTNO.162- 164 GIDC,KABILPORE NAVSARI	PROPRIOTER	FULL KNOWLEDGE OF MAKING JEWELLERY	30 YEARS	
3.	SUNNY PATEL	SIONA ENTERPRISE CHHAPRA ROAD, NAVSARI	PROPRIOTER	MBA + KNOW HOW MAKING JEWELLARY	5 YEARS	
4.	RIDHISH SHAH	KIRAN DIAMONDS AT- S.E.Z. SACHIN DI: SURAT	MANAGER	JEWELLERY DESIGN & DIAMONDS MAKING	7 YEARS	
5.	R. D. TANDEL	INDUSTRIAL TRAINING INSTITUTE BILIMORA	ASSISTANT APPRENTICESHIP ADVISOR(Jr.)	DIPLOMA ELECTRICAL ENGINEERING	34 YEARS	

10. Terminal Skills of trainee:

The trainee, after successful completion of training, will have following skills...

1. Skill about diamond setting in real jewellery.
2. Skill about cubic zirconia setting in real jewellery / gold forming jewellery.
3. skill about glass pasting glass stone.
4. skill about on gold forming jewellery and silver forming type and other metal forming jewellery.





1. Approximate cost of Tools / Equipments / Machinery for starting one batch of the course:

Rupees
7.0 LACS

Reference Year
2015

2. Area required for practical / Workshop for one batch.

...300... Sq. Meter

3. Minimum Power connection required

.....15..... K.W.

4.1. No. of items in Standard list of Machinery:
14.1.1. Page NO from 04 to 04.

5 ITEMS

4.2 No. of items in Standard list of Shop Outfit:
14.2.1. Page NO from 04 to 04

1 ITEM

4.3 No of items in Standard list of Trainee Toll-Kit:
14.1.1. Page NO from 04 to 04.

6 ITEMS

***** FOR OFFICIAL USE *****


Approved by GCVT in Governing Body meeting on

: 2-11-2015

Syllabus implemented w.e.f. admission session

: next session

Revision History :
1. Revision No.....Revision Date.
2 . Revision No.....Revision Date.
3. Revision No.....Revision Date.






Standard List of Machinery – Equipment / Shop-outfit / or Trainee Toolkit

or Trade of CERTIFICATE IN DIAMOND (STONE) SETTING

Sr. No.	Description of Item with detailed specifications	Item type i.e. Machinery/ Equipment OR Shop Outfit OR Trainee Toolkit	Quantity Required per one Batch of Students	Quantity Required per batch of Students for Instructor	Total Quantity Required (Total of previous two columns)
1.	SURGICAL KNITE HANDLE	Trainee toolkit	30	1	31
2.	SURGICAL BLADE	Trainee toolkit	10 BOX	1 BOX	11 BOX
3.	PLIEER	Trainee toolkit	30	1	31
4.	MEASURING SCALE	Shop Outfit	2	0	2
5.	OVEN WITH TEMPRATURE	Equipment	2	0	2
6.	AIR PREASURE INJECTOR	Machinery	16	0	16
7.	COMPRESOR(LIQUIED DISPATURE)	Machinery	2	0	2
8.	PRONG SETTER	Trainee toolkit	30	1	31
9.	HAND GLOVES	Trainee toolkit	30 PAIR	1 PAIR	31 PAIR
10.	OPTIMIZER GLASS	Trainee toolkit	30	1	31
11.	TABLE 5*3*3 ft	Equipment	3	1	4
12.	CHAIR	Equipment	30	1	31





Gujarat Council of Vocational Training, Gandhinagar



Name of Syllabus: CERTIFICATE IN DIAMOND (STONE) SETTING

Section: GEMS AND JEWELLERY

Terminal Competency:

Theory	Practical
<ol style="list-style-type: none"> 1. LEARN ABOUT RESIN AND HARDNER. 2. LEARN ABOUT HOW TO DO MEASUREMENT. 3. RESIN 2 = 2 GRM HARDNER 1 = 1 GRM. 4. LEARN HOW TO MIX RESIN AND HARDNER. 5. HOW TO TAKE AIR OUT FROM RESIN AND HARDNER USING VACUM PUMP. 6. HOW TO APPLY GLUE ON PRODUCTS. 7. HOW TO SET CHATTONS. 8. HOW TO HAND SET CUBIC ZIRCONIA. 9. HOW TO MEASURE C.2 SIZE FOR PRODUCTS. 10. HOW TO LEARN ABOUT QUILTY OF CHATTONS AND C.2. 	<ol style="list-style-type: none"> 1. MEASUREMENT OF RESIN AND HARDNER. 2. MIXING RESIN HARDNER. 3. USING VACUM PUMP TO TAKE AIR BUBBLES OUT FROM MIXURE OF RESIN HARDNER. 4. APPLY GLUE IN TO PRODUCTS. 5. PASTE STONE ON TO PRODUCT WHERE GLUE IS APPLIED. 6. SET THE CHATTONS USING OPTIMISER. 7. SETTING OF CUBIC ZIRCONIA 8. USING PLYER AND TOOLS.

Signature of Syllabus Committee Member:

Sr. No.	Name	Organization	Designation	Signature
1.	V V JOSHI	INDUSTRIAL TRAINING INSTITUTE BILIMORA	PRINCIPAL	
2.	PARESH PATEL	SEMPRE INTERNATIONAL PLOTNO.162- 164 GIDC, KABILPORE NAVSARI	PROPRIOTER	
3.	SUNNY PATEL	SIONA ENTERPRISE CHHAPRA ROAD, NAVSARI	PROPRIOTER	
4.	RIDHISH SHAH	KIRAN DIAMONDS AT- S.E.Z. SACHIN DI: SURAT	MANAGER	
5.	R. D. TANDEL	INDUSTRIAL TRAINING INSTITUTE BILIMORA	ASSISTANT APPRENTICESHIP ADVISOR (Jr.)	

